

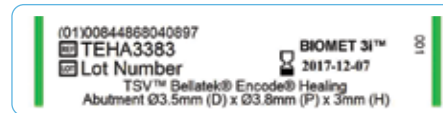
TSV[®] BellaTek[®] Encode[®] Impression System

TSV BellaTek Encode Healing Abutments


The **TSV BellaTek Encode Healing Abutment** is a two-piece healing abutment designed to facilitate gingival tissue healing and consists of an abutment and retaining screw that are assembled together.

TSV BellaTek Encode Healing Abutments have the Encode Coding scheme on the occlusal surface and a hex connection at the base of the healing abutment that engages the hex with the implant for orientation and anti-rotation.

Note: Please ensure that the instructions for use are made available to the restorative clinician and use the patient chart labels located in the package of the BellaTek Encode Healing Abutment.




For Instructions for Use: <https://labeling.zimvie.com>



1 Following implant placement, select a TSV BellaTek Encode Healing Abutment with the appropriate restorative platform diameter, emergence profile, and collar height.



2 Use wide TSV BellaTek Encode Healing Abutment(s) to ensure the final abutment will seat easily without excessive blanching of the soft tissue. Bone profiling may be required to fully seat the healing abutment, particularly in cases with sub-crestal implant placement.



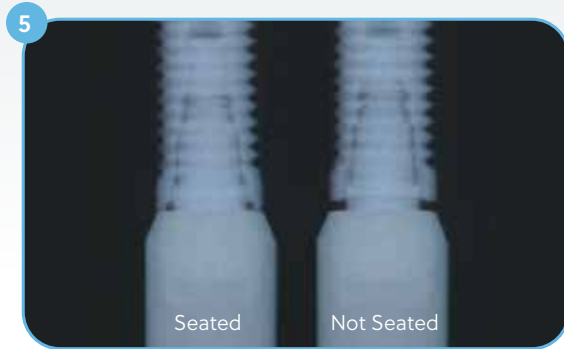
3 When possible use tall TSV BellaTek Encode Healing Abutments. The height of the abutment collar, not including the domed occlusal portion, should extend 1-2 mm above the soft tissue (1 mm minimum) on all sides to facilitate proper traditional or digital impression and subsequent scanning.



4 Pick up the TSV BellaTek Encode Healing abutment(s) using a hexed GemLock[®] driver (HXGR1.25 or HXLGR1.25) and place the healing abutment on the implant and hand-tighten.

TSV BellaTek Encode Impression System

TSV BellaTek Encode Healing Abutments



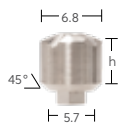
Following placement, confirm that the TSV BellaTek Encode Healing Abutment is fully seated on the implant with a radiograph.



Once fully seated, torque the healing abutment screw to 20 Ncm using a restorative torque wrench (TWR) and torque wrench hex driver (TW1.25 or TW1.25L). Where applicable, suture the soft tissue around the TSV BellaTek Encode Healing Abutment.

Ordering Information

Collar Height	3.5 mm (D)		4.5 mm (D)			5.7 mm (D)
	3.8 mm (EP)	5.0 mm (EP)	5.0 mm (EP)	5.6 mm (EP)	6.0 mm (EP)	6.8 mm (EP)
3 mm	TEHA3383	TEHA3503	TEHA4503	TEHA4563	TEHA4603	TEHA5683
5 mm	TEHA3385	TEHA3505	TEHA4505	TEHA4565	TEHA4605	TEHA5685
7 mm	TEHA3387	--	--	TEHA4567	--	--



D: Restorative Platform Diameter • EP: Emergence Profile

For more information, visit ZimVie.com

ZimVie
4555 Riverside Drive
Palm Beach Gardens, FL 33410
1-800-342-5454

ZimVie
Restoring Daily Life.®

