




ZIMMER BIOMET

Your progress. Our promise.™



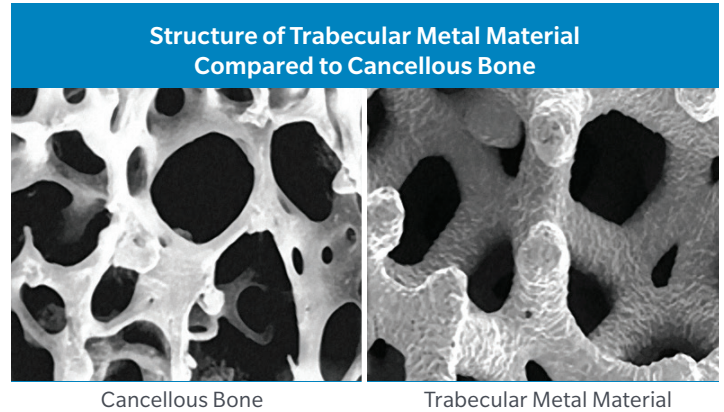
Thoracolumbar Solutions

# TM Ardis<sup>®</sup> Interbody System

Changing the structure of lumbar fusion.

## TRABECULAR METAL™ TECHNOLOGY

With an excellent balance of porosity and strength, Trabecular Metal Material is an innovation in spinal technologies. The unique structure, similar to cancellous bone, serves as an osteoconductive scaffold, while its high coefficient of friction against cancellous bone helps resist migration and expulsion. Its low modulus of elasticity improves load-sharing, which has the potential to minimize stress-shielding. The average porosity of up to 80% and a consistent open pore structure facilitates bony in-growth and vascularization.<sup>1,2</sup>




# Discover

## THE TM ARDIS INTERBODY SYSTEM

### Osteoconductivity in a minimally invasive design

Indicated for use as an MIS or open, TLIF or PLIF intervertebral body fusion device with supplemental fixation at one or two levels, the TM Ardis Interbody System is an osteoconductive implant with a minimally invasive, self-distracting design.



#### TM Ardis Interbody System features include:

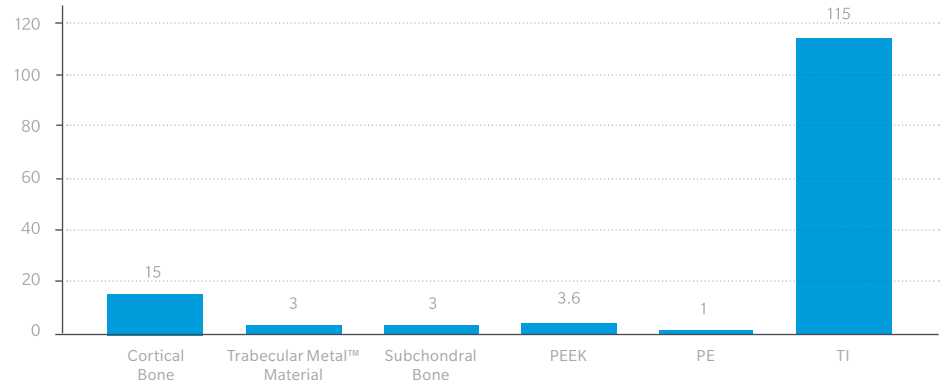
- Osteoconductive material allows for bony in-growth into the material of the device
- Anatomically shaped implant and self-distracting nose eases implant insertion
- Full range of MIS-compatible instruments designed to facilitate a controlled procedure
- Available in multiple lengths, two widths and 1 mm height increments to accommodate differing patient anatomies

## Trabecular Metal Material

### features include:

- Consistent, open pore structure designed to support vascularization and bony in-growth<sup>1,2</sup>
- Low modulus of elasticity similar to subchondral bone for more normal physiological loading which potentially reduces stress-shielding
- High coefficient of friction against cancellous bone for initial stability

## Modulus of Elasticity (GPa)



# EXPERIENCE THE BENEFITS OF THE TM ARDIS INTERBODY SYSTEM.

## Stability

The high coefficient of friction against cancellous bone helps to minimize micromotion in order to create a suitable environment for bony in-growth. The TM Ardis implant also features ridges that help prevent large scale migration which can include expulsion.

## Easy, controlled insertion


The TM Ardis System's uniquely tapered nose minimizes insertion forces for easier insertion, enabling highly efficient procedures.

## Complete and streamlined instrumentation

Low-profile instruments allow for superior visualization while the nerve root retractor option is designed to provide full protection of the neural elements.



**Bi-planar, double-bulleted nose**  
Easier insertion and self-distracting



**Secure implant connection**  
Posterior lateral recesses ensure a rigid inserter-implant interface for a controlled procedure



**Neural protection**  
Nerve root retractors offer protection of the dura, exiting and traversing nerve roots



**ZIMMER BIOMET**  
Your progress. Our promise.™

**Reference:**

1. Bobynd JD, Hacking SA, Chan SP, et al. Characterization of new porous tantalum biomaterial for reconstructive orthopaedics. Scientific Exhibition: 66th Annual Meeting of the American Academy of Orthopaedic Surgeons; 1999; Anaheim, CA.
2. Karageorgiou V, Kaplan D. Porosity of biomaterial scaffolds and osteogenesis. *Biomaterials*. 2005;26:5474-5491.

**Manufactured by:** Zimmer TMT, 10 Pomeroy Road, Parsippany, NJ 07054 201.818.1800

800.447.3625 / [zimmerbiomet.com](http://zimmerbiomet.com)

©2016 Zimmer Biomet Spine, Inc. All rights reserved.

All content herein is protected by copyright, trademarks and other intellectual property rights, as applicable, owned by or licensed to Zimmer Biomet or its affiliates unless otherwise indicated, and must not be redistributed, duplicated or disclosed, in whole or in part, without the express written consent of Zimmer Biomet. This material is intended for health care professionals. Distribution to any other recipient is prohibited.

For product information, including indications, contraindications, warnings, precautions, potential adverse effects and patient counseling information, see the package insert and [www.zimmerbiomet.com](http://www.zimmerbiomet.com).