



Ordering  
Information



# External Hex


## Dental Implant System



# T3<sup>®</sup> External Hex Implants

D = Diameter • P = Restorative Platform

## T3 External Hex Implants



**T3 Implants:** Have a contemporary hybrid design with a T3 surface (blasted and acid-etched with an average surface roughness value of 1.4 µm) along the threaded portion of the implant, and Osseotite<sup>®</sup> surface (acid-etched) on the collar part of the implant.

**T3 Short Implants:** Have a full T3 surface.

**DCD<sup>®</sup> Surface:** Discrete Crystalline Deposition of nanometer sized calcium phosphate crystals on the dental implant surface.

**Material:** Commercially pure titanium Grade 4.

## T3 External Hex Tapered Implants



Length	3.25 mmD x 3.4 mmP		4.0 mmD x 4.1 mmP		5.0 mmD x 5.0 mmP		6.0 mmD x 6.0 mmP	
	Without DCD	With DCD	Without DCD	With DCD	Without DCD	With DCD	Without DCD	With DCD
8.5 mm	BOET3285	BNET3285	BOET485	BNET485	BOET585	BNET585	BOET685	BNET685
10 mm	BOET3210	BNET3210	BOET410	BNET410	BOET510	BNET510	BOET610	BNET610
11.5 mm	BOET3211	BNET3211	BOET411	BNET411	BOET511	BNET511	BOET611	BNET611
13 mm	BOET3213	BNET3213	BOET413	BNET413	BOET513	BNET513	BOET613	BNET613
15 mm	BOET3215	BNET3215	BOET415	BNET415	BOET515	BNET515	BOET615	BNET615

## T3 External Hex Parallel Walled Implants



Length	3.25 mmD x 3.4 mmP		4.0 mmD x 4.1 mmP		5.0 mmD x 5.0 mmP		6.0 mmD x 6.0 mmP	
	Without DCD	With DCD	Without DCD	With DCD	Without DCD	With DCD	Without DCD	With DCD
6.5 mm	BOES365	BNES365	BOES465	BNES465	BOES565	BNES565	BOES665	BNES665
8.5 mm	BOES385	BNES385	BOES485	BNES485	BOES585	BNES585	BOES685	BNES685
10 mm	BOES310	BNES310	BOES410	BNES410	BOES510	BNES510	BOES610	BNES610
11.5 mm	BOES311	BNES311	BOES411	BNES411	BOES511	BNES511	BOES611	BNES611
13 mm	BOES313	BNES313	BOES413	BNES413	BOES513	BNES513	BOES613	BNES613
15 mm	BOES315	BNES315	BOES415	BNES415	BOES515	BNES515	BOES615	BNES615
18 mm	BOES318	BNES318	BOES418	BNES418	N/A	N/A	N/A	N/A

## T3 Short Implants



Length	5.0 mmD x 5.0 mmP		6.0 mmD x 6.0 mmP	
	Without DCD	With DCD	Without DCD	With DCD
5 mm	BOES505	BNES505	BOES605	BNES605
6 mm	BOES506	BNES506	BOES606	BNES606

# Osseotite® External Hex Implants

D = Diameter • P = Restorative Platform

## Osseotite External Hex Tapered Implants



**Osseotite Hybrid Dental Implants:** Have a hybrid design with a machined collar of 1.25 mm and the Osseotite surface in threaded portion.

**Full Osseotite Implants:** Have full Osseotite surface in the collar and the threaded portion.

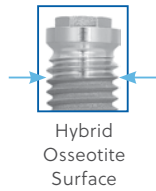
**Material:** Commercially pure titanium Grade 4.

## Osseotite External Hex Tapered Implants



Length	3.25 mmD x 3.4 mmP		4.0 mmD x 4.1 mmP		5.0 mmD x 5.0 mmP		6.0 mmD x 6.0 mmP	
	Hybrid	FOSS	Hybrid	FOSS	Hybrid	FOSS	Hybrid	FOSS
8.5 mm	NT3285	FNT3285	NT485	FNT485	NT585	FNT585	NT685	FNT685
10 mm	NT3210	FNT3210	NT410	FNT410	NT510	FNT510	NT610	FNT610
11.5 mm	NT3211	FNT3211	NT411	FNT411	NT511	FNT511	NT611	FNT611
13 mm	NT3213	FNT3213	NT413	FNT413	NT513	FNT513	NT613	FNT613
15 mm	NT3215	FNT3215	NT415	FNT415	NT515	FNT515	NT615	FNT615

## Osseotite External Hex Parallel Walled Implants



**Osseotite Hybrid Implants:** Have a hybrid design with a machined collar of 2–3 mm and the Osseotite surface in threaded portion.

**Material:** Commercially pure titanium Grade 3, except for the 3.25 mmD, which are commercially pure titanium Grade 4.

**Full Osseotite Implants:** Have full Osseotite surface in the collar and the threaded portion.

**Material:** Commercially pure titanium Grade 4.

## Osseotite External Hex Parallel Walled Implants



Length	3.25 mmD x 3.4 mmP		3.75 mmD x 4.1 mmP		4.0 mmD x 4.1 mmP		5.0 mmD x 5.0 mmP		6.0 mmD x 6.0 mmP	
	Hybrid	FOSS	Hybrid	FOSS	Hybrid	FOSS	Hybrid	FOSS	Hybrid	FOSS
7.0 mm	N/A	XFOSM365	N/A	XFOS365	N/A	XFOS465	OSS507	XFOS565	OSS607	XFOS665
8.5 mm	OSM385	XFOSM385	OSS385	XFOS385	OSS485	XFOS485	OSS585	XFOS585	OSS685	XFOS685
10 mm	OSM310	XFOSM310	OSS310	XFOS310	OSS410	XFOS410	OSS510	XFOS510	OSS610	XFOS610
11.5 mm	OSM311	XFOSM311	OSS311	XFOS311	OSS411	XFOS411	OSS511	XFOS511	OSS611	XFOS611
13 mm	OSM313	XFOSM313	OSS313	XFOS313	OSS413	XFOS413	OSS513	XFOS513	OSS613	XFOS613
15 mm	OSM315	XFOSM315	OSS315	XFOS315	OSS415	XFOS415	OSS515	XFOS515	OSS615	XFOS615
18 mm	OSM318	N/A	OSS318	N/A	OSS418	N/A	OSS518	N/A	OSS618	N/A
20 mm	N/A	N/A	OSS320	N/A	OSS420	N/A	N/A	N/A	N/A	N/A

## Full Osseotite Parallel Walled Implants



Length	3.25 mmD x 3.4 mmP	3.75 mmD x 4.1 mmP	4.0 mmD x 4.1 mmP	5.0 mmD x 5.0 mmP	6.0 mmD x 6.0 mmP
7.0 mm	FOSM307	FOS307	FOS407	FOS507	FOS607
8.5 mm	FOSM385	FOS385	FOS485	FOS585	FOS685
10 mm	FOSM310	FOS310	FOS410	FOS510	FOS610
11.5 mm	FOSM311	FOS311	FOS411	FOS511	FOS611
13 mm	FOSM313	FOS313	FOS413	FOS513	FOS613
15 mm	FOSM315	FOS313	FOS415	FOS515	FOS615


All implants include the corresponding 1.0 mm height Cover Screw.

# Healing Abutments

P = Restorative Platform • EP = Emergence Profile • H = Collar Height  
 PS = Platform Switched • NPS = Non-Platform Switched

## Color Coding

External Hex Implants have a color-coded restorative platform with four different seating surfaces: 3.4 mm, 4.1 mm, 5.0 mm, and 6.0 mm. The hex size of the 4.1 mm, 5.0 mm, and 6.0 mm is the same.



Material: Titanium Alloy

## Encode® Healing Abutments

3.4 mmP Restorative Platform	
Description	Item #
3.8 mmEP x 3.0 mmH	EHA343
3.8 mmEP x 4.0 mmH	EHA344
3.8 mmEP x 6.0 mmH	EHA346
3.8 mmEP x 8.0 mmH	EHA348
5.0 mmEP x 3.0 mmH	EHA353
5.0 mmEP x 4.0 mmH	EHA354
5.0 mmEP x 6.0 mmH	EHA356
5.0 mmEP x 8.0 mmH	EHA358

4.1 mmP Restorative Platform	
Description	Item #
4.1 mmEP x 3.0 mmH	EHA443
4.1 mmEP x 4.0 mmH	EHA444
4.1 mmEP x 6.0 mmH	EHA446
4.1 mmEP x 8.0 mmH	EHA448
5.0 mmEP x 3.0 mmH	EHA453
5.0 mmEP x 4.0 mmH	EHA454
5.0 mmEP x 6.0 mmH	EHA456
5.0 mmEP x 8.0 mmH	EHA458
6.0 mmEP x 3.0 mmH	EHA463
6.0 mmEP x 4.0 mmH	EHA464
6.0 mmEP x 6.0 mmH	EHA466
6.0 mmEP x 8.0 mmH	EHA468

5.0 mmP Restorative Platform	
Description	Item #
5.6 mmEP x 3.0 mmH	EHA553
5.6 mmEP x 4.0 mmH	EHA554
5.6 mmEP x 6.0 mmH	EHA556
5.6 mmEP x 8.0 mmH	EHA558
6.0 mmEP x 3.0 mmH	EHA563
6.0 mmEP x 4.0 mmH	EHA564
6.0 mmEP x 6.0 mmH	EHA566
6.0 mmEP x 8.0 mmH	EHA568

6.0 mmP Restorative Platform	
Description	Item #
6.8 mmEP x 3.0 mmH	EHA663
6.8 mmEP x 4.0 mmH	EHA664
6.8 mmEP x 6.0 mmH	EHA666
6.8 mmEP x 8.0 mmH	EHA668



Occlusal markings provide information designed to aid in the design of patient specific abutments.

Encode Healing Abutments are two pieces.

## Standard EP® Healing Abutments

3.4 mmP Restorative Platform	
Description	Item #
3.8 mmEP x 2.0 mmH	MHA32
3.8 mmEP x 3.0 mmH	MHA33
3.8 mmEP x 4.0 mmH	MHA34
3.8 mmEP x 6.0 mmH	MHA36

4.1 mmP Restorative Platform	
Description	Item #
4.1 mmEP x 2.0 mmH	THA42
4.1 mmEP x 3.0 mmH	THA43
4.1 mmEP x 4.0 mmH	THA44
4.1 mmEP x 6.0 mmH	THA46
4.1 mmEP x 8.0 mmH	THA48
5.0 mmEP x 2.0 mmH	THA52
5.0 mmEP x 3.0 mmH	THA53
5.0 mmEP x 4.0 mmH	THA54
5.0 mmEP x 6.0 mmH	THA56
5.0 mmEP x 8.0 mmH	THA58
6.0 mmEP x 3.0 mmH	THA63
6.0 mmEP x 4.0 mmH	THA64
6.0 mmEP x 6.0 mmH	THA66
6.0 mmEP x 8.0 mmH	THA68

5.0 mmP Restorative Platform	
Description	Item #
5.6 mmEP x 2.0 mmH	WTH52
5.6 mmEP x 3.0 mmH	WTH53
5.6 mmEP x 4.0 mmH	WTH54
5.6 mmEP x 6.0 mmH	WTH56
5.6 mmEP x 8.0 mmH	WTH58
6.0 mmEP x 2.0 mmH	WTH562
6.0 mmEP x 3.0 mmH	WTH563
6.0 mmEP x 4.0 mmH	WTH564
6.0 mmEP x 6.0 mmH	WTH566
6.0 mmEP x 8.0 mmH	WTH568

6.0 mmP Restorative Platform	
Description	Item #
6.8 mmEP x 2.0 mmH	WTH62
6.8 mmEP x 3.0 mmH	WTH63
6.8 mmEP x 4.0 mmH	WTH64
6.8 mmEP x 6.0 mmH	WTH66
6.8 mmEP x 8.0 mmH	WTH68

Standard Healing Abutments are one piece.

# Provisional Restorations

P = Restorative Platform

EP = Emergence Profile • H = Collar Height

## Temporary Cylinders

**Material:** PEEK Plastic or titanium alloy

**Indications:**

- Single- and multiple-unit provisional screw-retained restorations
- Minimum interarch space of 6 mm for PreFormance and 7 mm for Titanium Cylinders
- Maximum angulation of 15°
- Intraoral use limited to 180 days for the PreFormance Temporary Cylinders
- Immediate non-occlusal loading of single-unit provisional restorations
- Multiple-unit restorations will require an evaluation of occlusal forces in lateral and protrusive excursions and masticatory forces to minimize the load on the provisional restorations

### PreFormance Temporary Cylinders



Restorative Platform	Item # (Hexed)	Item # (Non-Hexed)
3.4 mmP	MPFTC34	MPFTC32
4.1 mmP	PFTC41	PFTC42
5.0 mmP	WPFTC51	WPFTC52
6.0 mmP	WPFTC61	WPFTC62

### Titanium Temporary Cylinders



Restorative Platform	Item # (Hexed)	Item # (Non-Hexed)
3.4 mmP	MMTCS1	MMTCS2*
4.1 mmP	ITCS41	ITCS42
5.0 mmP	WTCS51	WTCS52
6.0 mmP	WTCS61	WTCS62

All Temporary Cylinders include the corresponding Titanium Hexed Screw.

\* Screw not included. MMTCS2 is not available in all markets. Please contact your local sales representative.

# Definitive Restorations

P = Restorative Platform • EP = Emergence Profile • H = Collar Height

## GingiHue® Posts

**Material:** Titanium alloy with titanium nitride coating

**Indications:**

- Single- and multi-unit cement-retained restorations
- Areas of thin tissue where gingival discoloration is possible

- Preparable to follow gingival contours
- Conventional crown and bridge procedures
- Maximum angulation correction of 15°
- Minimum interarch space of 6.0 mm



The 12-point double hex, which is machined in the 15° Pre-Angled GingiHue Abutment, provides rotational positioning in 30° increments on the implant hex.



### GingiHue Posts

3.4 mmP Restorative Platform		Item # (Straight)	Item # (15° Pre-Angled)
Description	3.8 mmEP x 2.0 mmH	MAP32G	MPAP32G
Description	3.8 mmEP x 4.0 mmH	MAP34G	MPAP34G

4.1 mmP Restorative Platform		Item # (Straight)	Item # (15° Pre-Angled)
Description	5.0 mmEP x 2.0 mmH	APP452G	PAP452G
Description	5.0 mmEP x 4.0 mmH	APP454G	PAP454G
Description	6.0 mmEP x 2.0 mmH	APP462G	PAP462G
Description	6.0 mmEP x 4.0 mmH	APP464G	PAP464G

5.0 mmP Restorative Platform		Item # (Straight)	Item # (15° Pre-Angled)
Description	5.0 mmEP x 2.0 mmH	WPP552G	PAP552G
Description	5.0 mmEP x 4.0 mmH	WPP554G	PAP554G
Description	6.0 mmEP x 2.0 mmH	WPP562G	PAP562G
Description	6.0 mmEP x 4.0 mmH	WPP564G	PAP564G

6.0 mmP Restorative Platform		Item # (Straight)	Item # (15° Pre-Angled)
Description	6.0 mmEP x 2.0 mmH	WPP662G	PAP662G
Description	6.0 mmEP x 4.0 mmH	WPP664G	PAP664G

GingiHue Posts do not include the screw. The final Gold-Tite® Screw (UNISG) must be ordered separately.

## GenTek® Compatible Milling Blocs Ti-Bases\*

Get restorative flexibility, efficiency, and strength

- Original ZimVie connection and Gold-Tite Screw
- Cement- and screw-retained restorations
- Single- and multi-unit restorations
- Traditional workflow or CAD/CAM digital workflow with scan posts

### GenTek Ti-Bases



Height 4.7 mm Restorative Platform		Item # (Engaging)	Item # (Non-Engaging)
Description	3.4 mm	ZFX11-ZB-EX-3447-EL	ZFX11-ZB-EX-3447-NEL
Description	4.1 mm	ZFX11-ZB-EX-4147-EL	ZFX11-ZB-EX-4147-NEL
Description	5.0 mm	ZFX11-ZB-EX-5047-EL	ZFX11-ZB-EX-5047-NEL

### GenTek Scan Bodies



Restorative Platform	Description	Item #
3.4 mm	Desktop Scan Body (Dental Lab)	ZFX05D-ZB-EX-34
3.4 mm	IOS Scan Body (Dentist)	ZFX05I-ZB-EX-34
4.1 mm	Desktop Scan Body (Dental Lab)	ZFX05D-ZB-EX-4160
4.1 mm	IOS Scan Body (Dentist)	ZFX05I-ZB-EX-4160
5.0 mm	Desktop Scan Body (Dental Lab)	ZFX05D-ZB-EX-50
6.0 mm	Desktop Scan Body (Dental Lab)	ZFX05D-ZB-EX-60

All GenTek Ti-Bases include the incl. Gold-Tite and Gluing Screws  
 \* Not available in all markets. Please contact your local sales representative.

### GemLock Screwdriver



Description	Item #
Hex Driver, Long, with GemLock Retention 1.25mmD, 30mmL	HXLGR1.25

### GenTek Ti-Bases - Screws



Description	Item #
Gold-Tite Screw / 32Ncm	ZFX09-ZB-EX-GTS
Titanium Try-In Screw / Handtighten	ZFX09-ZB-EX-TIS

### Square Driver, Driver Tip for Gold-Tite Screw



Description	Item #
Narrow Posterior Square Driver, 17mmL	PSQD0N
Narrow Standard Slotted Square Driver, 24mmL	PSQD1N
Narrow Right Angle Square Driver Tip, 24mmL	RASQ3N
Latch-Lock Hex Driver Tip With GemLock Retention 1.2 mm(D) 30 mm(L)	IXL1.2D

### Hex Driver, Driver Tip for Try-In Screw



Description	Item #
Narrow Posterior Hex Driver, 17 mmL	PHD02N
Narrow Standard Hex Driver, 24 mmL	PHD03N
Latch-Lock Hex Driver Tip With GemLock Retention 1.2 mm(D) 24 mm(L)	IHX1.2D
Latch-Lock Hex Driver Tip With GemLock Retention 1.2 mm(D) 30 mm(L)	IXL1.2D

P = Restorative Platform

## UCLA Abutments

#### Material:

- Gold: Machined gold alloy cylinder with plastic unitube
- Castable: Delrin plastic
- Titanium: Titanium alloy

#### Indications:

- Cement- and screw-retained restorations
- Single- and multi-unit restorations
- Laboratory fabricated custom abutments and bridges
- For aesthetic restorations when tissue is limited
- Maximum angulation correction of 30°
- Minimum interarch space of 6.0 mm



Gold Standard ZR (Zero Rotation) is a proprietary design incorporating machined microstops within the corners of the hex in the abutment. The design reduces horizontal rotation between the implant and abutment. Gold Standard ZR is available on UCLA and GingiHue Hexed Abutments.

### UCLA Abutment\*



3.4 mmP Restorative Platform		Material	Hexed	Non-Hexed
		Gold	MUCG1C	MUCG2C
		Castable - Plastic	MUCC1C	MUCC2C

4.1 mmP Restorative Platform		Material	Hexed	Non-Hexed
		Gold	SGUCA1C	GUCA2C
		Castable - Plastic	UNAB1C	UNAB2C
		Titanium Laser Welding	TUCA1C	TUCA2C

5.0 mmP Restorative Platform		Material	Hexed	Non-Hexed
		Gold	SWGA51C	WGA52C
		Castable - Plastic	WPC51C	WPC52C

6.0 mmP Restorative Platform		Material	Hexed	Non-Hexed
		Gold	SWGA61C	WGA62C
		Castable - Plastic	WPC61C	WPC62C

\*Non-Hexed UCLA Abutments are used for multiple-unit screw-retained restorations. The UCLA Abutment does not include the screw. The final Gold-Tite Screw (UNIHG/UNISG) or the Titanium Screw (UNIHT) must be ordered separately.

Gold Alloy Cylinder Formulation	
Melting Range	1400–1490°C (2550–2710°F)
Solidus	1400°C
Liquidus	1490°C
An alloy with a CTE of 10 <sup>-6</sup> °K at 500°C is recommended for casting.	

# Definitive Restorations

P = Restorative Platform • H = Collar Height • L = Length

## Low Profile Abutments

**Material:** Titanium alloy

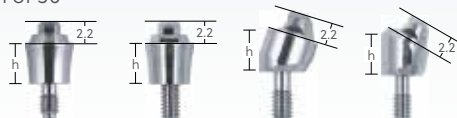
**Indications:**

- Two-piece abutments for single-unit screw-retained restorations
- One-piece abutments for multi-unit screw-retained restorations
- Minimum interarch space of 7.5 mm
- Minimum tissue height of 1.0 mm
- Maximum angulation correction of 30°



The Low Profile Abutments are conveniently packaged with the ASYST Abutment Placement Tool. Temporary cylinders do not include screw (require LPCGSH or LPCTSH)

### Low Profile Abutments



3.4 mmP Restorative Platform		One Piece	Two Piece	17°	30°
Description					
1.0 mmH		LPC341U	LPC341	–	–
2.0 mmH		LPC342U	LPC342	LPAC3217	–
3.0 mmH		LPC343U	LPC343	–	LPAC3330
4.0 mmH		LPC344U	LPC344	LPAC3417	–
5.0 mmH		–	–	–	LPAC3530

4.1 mmP Restorative Platform		One Piece	Two Piece	17°	30°
Description					
1.0 mmH		LPC441U	LPC441	–	–
2.0 mmH		LPC442U	LPC442	LPAC4217	–
3.0 mmH		LPC443U	LPC443	–	LPAC4330
4.0 mmH		LPC444U	LPC444	LPAC4417	–
5.0 mmH		–	–	–	LPAC4530

5.0 mmP Restorative Platform		One Piece	Two Piece	17°	30°
Description					
1.0 mmH		LPC541U	LPC541	–	–
2.0 mmH		LPC542U	LPC542	LPAC5217	–
3.0 mmH		LPC543U	LPC543	–	LPAC5330
4.0 mmH		LPC544U	LPC544	LPAC5417	–
5.0 mmH		–	–	–	LPAC5530

### Component/Abutment Compatibility

Component	Hexed Abutment	Non-Hexed Abutment
Hexed	Yes	No
Non-Hexed	Yes	Yes

### Low Profile Retaining Screws

Description	Item #
Gold-Tite Low Profile Retaining Screw	LPCGSH
Titanium Low Profile Retaining Screw	LPCTSH
Waxing Low Profile Screw	LPCWS

### Low Profile Laboratory Tools

Description	Item #
Low Profile Lapping Tool	LPCAMI
Low Profile Polishing Protector	LPCPP

### Low Profile Impression Copings and Analog

Description	Item #
Pick Up Impression Coping (Hexed)	LPCPIC1
Pick Up Impression Coping (Non-Hexed)	LPCPIC2
Twist Lock™ Impression Coping (Hexed)	LPCTIC1
Twist Lock Impression Coping (Non-Hexed)	LPCTIC2
QuickBridge® Impression Coping	LPCRIC
Laboratory Analog	LPCLA

### Low Profile Provisional Restoration Components

Description	Item #
Titanium Temporary Cylinder (Hexed)	LPCTC1
Titanium Temporary Cylinder (Non-Hexed)	LPCTC2
PreFormance Temporary Cylinder (Hexed)	LPCPTC1
PreFormance Temporary Cylinder (Non-Hexed)	LPCPTC2
Healing Cap	LPCHC
QuickBridge Cylinder	LPCQB
QuickBridge Cap	LPCQBCAP
Distal Extension	LPCDE

Temporary cylinders do not include screw (require LPCGSH or LPCTSH)

### Low Profile Final Restoration Components

Description	Item #
Gold Cylinder (Hexed)	LPCGC1
Gold Cylinder (Non-Hexed)	LPCGC2
Castable Cylinder (Hexed)	LPCCC1
Castable Cylinder (Non-Hexed)	LPCCC2
Titanium Laser Welded Cylinder	LPCTUCA

### Drivers and Tips

Description	Item #
Low Profile Abutment Driver Short (17 mmL) and Long (24 mmL)	PAD00, PAD24
Hexed Driver Short (17 mm) and Long (24 mmL)	PHD02N, PHD03N
Latch-Lock Hex Driver Tip with GemLock Retention	IHX1.2D, IXL1.2D
Low Profile Abutment Driver Tip	RASA3



# Overdenture Restorations

P = Restorative Platform • H = Collar Height • L = Length

## OverdenSURE® Abutments

### Material:

Abutment: Titanium alloy with zirconium nitride coating

Housing: Titanium alloy. Inserts: Nylon

### Indications:

- Tissue supported removable overdentures on 2-4 implants
- Partially edentulous overdentures with one or more implants
- Limited interarch distance
- Angle correction up to 40° between divergent implants

All markets outside the U.S.

External Hex Implant System			
Collar Height	Seating Surface		
	3.4 mm	4.1 mm	5.0 mm
1.0 mm	ODS-EXHEX301	ODS-EXHEX401	ODS-EXHEX501
2.0 mm	ODS-EXHEX302	ODS-EXHEX402	ODS-EXHEX502
3.0 mm	ODS-EXHEX303	ODS-EXHEX403	ODS-EXHEX503
4.0 mm	ODS-EXHEX304	ODS-EXHEX404	ODS-EXHEX504
5.0 mm	ODS-EXHEX305	ODS-EXHEX405	ODS-EXHEX505
6.0 mm	ODS-EXHEX306	ODS-EXHEX406	ODS-EXHEX506

## OverdenSURE Attachments

All markets outside the U.S.



Description	Item No.
Retention Kit 20° Qty 1 Set	ODS-RIKIT2001
Retention Kit 20° Qty 2 Sets	ODS-RIKIT2002
Retention Kit 40° Qty 1 Set	ODS-RIKIT4001
Retention Kit 40° Qty 2 Sets	ODS-RIKIT4002
Blue Retention Insert 20° Qty 4	ODS-RIB2004
Pink Retention Insert 20° Qty 4	ODS-RIP2004
Clear Retention Insert 20° Qty 4	ODS-RIC2004
Red Retention Insert 40° Qty 4	ODS-RIR4004
Yellow Retention Insert 40° Qty 4	ODS-RIY4004
Green Retention Insert 40° Qty 4	ODS-RIG4004

## OverdenSURE Tools and Accessories

Description	Item No.
Retention Housing Cap Qty 1	ODS-RH01
Retention Housing Cap Qty 4	ODS-RH04
Retention Housing Cap Qty 10	ODS-RH010
Blockout Spacer Qty 20	ODS-BS020
Abutment Driver	ODS-DRVR
Removal and Insertion Tool	ODS-IRTOOL
Impression Coping Qty 1	ODS-IC01
Impression Coping Qty 4	ODS-IC04
Impression Coping Qty 10	ODS-IC010
Abutment Bar Attachment Qty 1	ODS-BARATT01**
Abutment Bar Attachment Qty 2	ODS-BARATT02**
Abutment Bar Attachment Qty 4	ODS-BARATT04**
Analog Qty 1	ODS-AA01
Analog Qty 4	ODS-AA04
Analog Qty 10	ODS-AA010



\*\* Retention Kits not included

# Impression Copings, Laboratory Analogs, Drivers, and Screws

P = Restorative Platform • EP = Emergence Profile • D = Diameter

## Pick-Up Impression Copings



3.4 mmP Restorative Platform	
Emergence Profile	Item #
3.8 mmEP	MIC33
4.1 mmP Restorative Platform	
Emergence Profile	Item #
4.1 mmEP	IIC41
5.0 mmEP	IIC12
6.0 mmEP	IIC60
5.0 mmP Restorative Platform	
Emergence Profile	Item #
5.6 mmEP	WIP55
6.0 mmEP	WIP56
6.0 mmP Restorative Platform	
Emergence Profile	Item #
6.8 mmEP	WIP66

## Twist Lock™ Impression Copings



4.1 mmP Restorative Platform	
Emergence Profile	Item #
5.0 mmEP	IIC45
6.0 mmEP	IIC46
5.0 mmP Restorative Platform	
Emergence Profile	Item #
5.0 mmEP	WIT55
6.0 mmEP	WIT56
6.0 mmP Restorative Platform	
Emergence Profile	Item #
6.0 mmEP	WIT66

## Implant Laboratory Analogs



3.4 mmP Restorative Platform	
Description	Item #
Lab Analog	MMILA
4.1 mmP Restorative Platform	
Description	Item #
Lab Analog	ILA20
5.0 mmP Restorative Platform	
Description	Item #
Lab Analog	ILAW5
6.0 mmP Restorative Platform	
Description	Item #
Lab Analog	ILAW6



## Torque Driver Kits

Description	Item #
Low Torque Indicating Ratchet Wrench	L-TIRW**
Low Torque Indicating Ratchet Wrench Kit	L-TIRWK*

\* Contains: RASH3N, RASQ3N, L-TIRW, RTI2035TR, and C9980 adaptor.

\*\* The H-TIRW, L-TIRW, and associated adapters are manufactured by Elos Medtech AB and are distributed by ZimVie Dental.

## Drivers, Driver Tips, and Miscellaneous Items



Description	Short	Long
Square Driver	PSQD0N	PSQD1N
Square Driver Tip	RASQ3N	RASQ8N
Small Hexed Driver 0.88 mmD (for cover screw)	PHD00N	PHD01N
Small Hexed Driver Tip 0.88 mmD (for cover screw)	-	RASH7N
Large Hexed Driver 1.2 mmD	PHD02N	PHD03N
Latch-Lock Hex Driver Tip with GemLock Retention 1.2 mm(D)	IHX1.2D	IXL1.2D
Low Profile Abutment Driver	PAD00	PAD24
Low Profile Abutment Driver Tip	RASA3	-
Twist Lock Coping Driver	ICD00	-



## Abutment Screws

Description	Gold-Tite	Titanium
Hexed Screw	UNIHG	UNIHT
Square Screw	UNISG	-

For use with PreFormance Posts and Temporary Cylinders, FlexLink TiBase, GingiHue Posts, and UCLA Abutments



## Laboratory and Impression Coping Screws

Description	Non-Hexed
Try-In Screw (5-pack) 3.4 mmP	MUNITS
Try-In Screw (5-pack) 4.1, 5.0 and 6.0 mmP	UNITS
Waxing Screw/Guide Pin	WSU30

# Tapered Implant Surgical Kit

P = Restorative Platform • EP = Emergence Profile • D = Diameter • L = Length



QNTSK40 (Full Surgical Kit for Tapered Implants)



NTAPK (Tapered Implant Dense Bone Tap Kit - Included with the QNTSK40 Surgical Kit)

## Tapered Implant Surgical Kit

Description	Item #	QNTSK40	Description	Item #	QNTSK40
Empty Surgical Tray	QNTSKT	•	Quad Shaping Drill 6.0 mmD x 13 mmL	QSD613	•
Tapered Implant Depth Indicator 3.25 mmD x 8.5 mmL 3 ea.	NTDI3285	•	Quad Shaping Drill 6.0 mmD x 15 mmL	QSD615	•
Tapered Implant Depth Indicator 3.25 mmD x 10 mmL	NTDI3210	•	Narrow Posterior Small Hex Driver - 17 mmL	PHD00N	•
Tapered Implant Depth Indicator 3.25 mmD x 11.5 mmL	NTDI3211	•	Posterior Large Hex Driver - 17 mmL	PHD02N	•
Tapered Implant Depth Indicator 3.25 mmD x 13 mmL	NTDI3213	•	Narrow Right Angle Large Hex Driver Tip - 24 mmL	RASH3N	•
Tapered Implant Depth Indicator 3.25 mmD x 15 mmL	NTDI3215	•	Certain Universal Ratchet Extension - Short, 6 mmL	IRE100U	•
Tapered Implant Depth Indicator 4.0 mmD x 8.5 mmL 3 ea.	NTDI485	•	Certain Universal Ratchet Extension - Long, 15 mmL	IRE200U	•
Tapered Implant Depth Indicator 4.0 mmD x 10 mmL	NTDI410	•	Direction Indicator, 2.0 mmD x 10 mmL 3 Ea.	DII100	•
Tapered Implant Depth Indicator 4.0 mmD x 11.5 mmL	NTDI411	•	ACT Drill Extension	ACTDE	•
Tapered Implant Depth Indicator 4.0 mmD x 13 mmL	NTDI413	•	Handpiece Connector*	MDR10*	•
Tapered Implant Depth Indicator 4.0 mmD x 15 mmL	NTDI415	•	Implant Mount for Ex Hex 3.4 mmP x 15 mmL	MMC15	•
Tapered Implant Depth Indicator 5.0 mmD x 8.5 mmL 3 ea.	NTDI585	•	Internal Connection Universal Placement Driver Tip - Long	IIPDTUL	•
Tapered Implant Depth Indicator 5.0 mmD x 10 mmL	NTDI510	•	Internal Connection Universal Placement Driver Tip - Short	IIPDTUS	•
Tapered Implant Depth Indicator 5.0 mmD x 11.5 mmL	NTDI511	•	Tapered Implant Dense Bone Tap 3.25 mmD x 8.5 mmL	NTAP3285	•
Tapered Implant Depth Indicator 5.0 mmD x 13 mmL	NTDI513	•	Tapered Implant Dense Bone Tap 3.25 mmD x 10 mmL	NTAP3210	•
Tapered Implant Depth Indicator 5.0 mmD x 15 mmL	NTDI515	•	Tapered Implant Dense Bone Tap 3.25 mmD x 11.5 mmL	NTAP3211	•
Tapered Implant Depth Indicator 6.0 mmD x 8.5 mmL 3 ea.	NTDI685	•	Tapered Implant Dense Bone Tap 3.25 mmD x 13 mmL	NTAP3213	•
Tapered Implant Depth Indicator 6.0 mmD x 10 mmL	NTDI610	•	Tapered Implant Dense Bone Tap 3.25 mmD x 15 mmL	NTAP3215	•
Tapered Implant Depth Indicator 6.0 mmD x 11.5 mmL	NTDI611	•	Tapered Implant Dense Bone Tap 4.0 mmD x 8.5 mmL	NTAP485	•
Tapered Implant Depth Indicator 6.0 mmD x 13 mmL	NTDI613	•	Tapered Implant Dense Bone Tap 4.0 mmD x 10 mmL	NTAP410	•
Tapered Implant Depth Indicator 6.0 mmD x 15 mmL	NTDI615	•	Tapered Implant Dense Bone Tap 4.0 mmD x 11.5 mmL	NTAP411	•
ACT* Pointed Starter Drill	ACTPSD	•	Tapered Implant Dense Bone Tap 4.0 mmD x 13 mmL	NTAP413	•
ACT Reusable Twist Drill 2.0 mmD x 10 mmL	ACT2010	•	Tapered Implant Dense Bone Tap 4.0 mmD x 15 mmL	NTAP415	•
ACT Reusable Twist Drill 2.0 mmD x 15 mmL	ACT2015	•	Tapered Implant Dense Bone Tap 5.0 mmD x 8.5 mmL	NTAP585	•
ACT Reusable Twist Drill 2.0 mmD x 20 mmL	ACT2020	•	Tapered Implant Dense Bone Tap 5.0 mmD x 10 mmL	NTAP510	•
Certain Countersink Drill, 4.0 mmD	ICDI100	•	Tapered Implant Dense Bone Tap 5.0 mmD x 11.5 mmL	NTAP511	•
Quad Shaping Drill 3.25 mmD x 8.5 mmL	QSD3285	•	Tapered Implant Dense Bone Tap 5.0 mmD x 13 mmL	NTAP513	•
Quad Shaping Drill 3.25 mmD x 10 mmL	QSD3210	•	Tapered Implant Dense Bone Tap 5.0 mmD x 15 mmL	NTAP515	•
Quad Shaping Drill 3.25 mmD x 11.5 mmL	QSD3211	•	Tapered Implant Dense Bone Tap 6.0 mmD x 8.5 mmL	NTAP685	•
Quad Shaping Drill 3.25 mmD x 13 mmL	QSD3213	•	Tapered Implant Dense Bone Tap 6.0 mmD x 10 mmL	NTAP610	•
Quad Shaping Drill 3.25 mmD x 15 mmL	QSD3215	•	Tapered Implant Dense Bone Tap 6.0 mmD x 11.5 mmL	NTAP611	•
Quad Shaping Drill 4.0 mmD x 8.5 mmL	QSD485	•	Tapered Implant Dense Bone Tap 6.0 mmD x 13 mmL	NTAP613	•
Quad Shaping Drill 4.0 mmD x 10 mmL	QSD410	•	Tapered Implant Dense Bone Tap 6.0 mmD x 15 mmL	NTAP615	•
Quad Shaping Drill 4.0 mmD x 11.5 mmL	QSD411	•	Open End Wrench (for Ex Hex Implants)	CW100	•
Quad Shaping Drill 4.0 mmD x 13 mmL	QSD413	•	Certain Driver Replacement O - Rings (10-Pack)	IRORDR	•
Quad Shaping Drill 4.0 mmD x 15 mmL	QSD415	•	Tapered Implant Dense Bone Tap Kit Tray	NTAPK	•
Quad Shaping Drill 5.0 mmD x 8.5 mmL	QSD585	•	Ratchet Extension - Short 6.0 mmL	RE100*	•
Quad Shaping Drill 5.0 mmD x 10 mmL	QSD510	•	Ratchet Extension - Long 15 mmL	RE200*	•
Quad Shaping Drill 5.0 mmD x 11.5 mmL	QSD511	•	Ratchet Wrench	WR150	•
Quad Shaping Drill 5.0 mmD x 13 mmL	QSD513	•	Implant Depth Gauge 20 mmL	DP020	•
Quad Shaping Drill 5.0 mmD x 15 mmL	QSD515	•			
Quad Shaping Drill 6.0 mmD x 8.5 mmL	QSD685	•			
Quad Shaping Drill 6.0 mmD x 10 mmL	QSD610	•			
Quad Shaping Drill 6.0 mmD x 11.5 mmL	QSD611	•			

\*The Handpiece Connector (MDR10) and the Ratchet Wrench Extensions (RE100, RE200) are used for the Dense Bone Taps and the External Hex Implant Mounts.

## High Torque Indicating Ratchet Wrench

Description	Item #
High Torque Indicating Ratchet Wrench	H-TIRW*



\* Not included with the QNTSK40. The H-TIRW, L-TIRW and associated adapters are manufactured by Elos Medtech AB and are distributed by ZimVie Dental. Packaged individually.

# Tapered Implant Slim Surgical Kit

P = Restorative Platform • EP = Emergence Profile • D = Diameter • L = Length



SLIMKTE (Slim Surgical Kit for Tapered Implants)

## Tapered Implant Slim Surgical Kit

Description	Item #	SLIMKTE
Tapered Implant Surgical Kit	SLIMKTE	•
Tapered Implant Depth Indicator 3.25 mmD x 8.5 mmL 3 ea.	NTDI3285	•
Tapered Implant Depth Indicator 3.25 mmD x 10 mmL	NTDI3210	•
Tapered Implant Depth Indicator 3.25 mmD x 11.5 mmL	NTDI3211	•
Tapered Implant Depth Indicator 3.25 mmD x 13 mmL	NTDI3213	•
Tapered Implant Depth Indicator 4.0 mmD x 8.5 mmL 3 ea.	NTDI485	•
Tapered Implant Depth Indicator 4.0 mmD x 10 mmL	NTDI410	•
Tapered Implant Depth Indicator 4.0 mmD x 11.5 mmL	NTDI411	•
Tapered Implant Depth Indicator 4.0 mmD x 13 mmL	NTDI413	•
ACT® Pointed Starter Drill	ACTPSD	•
ACT Reusable Twist Drill 2.0 mmD x 15 mmL	ACT2015	•
Certain Countersink Drill, 4.0 mmD	ICD100	•
Quad Shaping Drill 3.25 mmD x 8.5 mmL	QSD3285	•
Quad Shaping Drill 3.25 mmD x 10 mmL	QSD3210	•
Quad Shaping Drill 3.25 mmD x 11.5 mmL	QSD3211	•
Quad Shaping Drill 3.25 mmD x 13 mmL	QSD3213	•
Quad Shaping Drill 4.0 mmD x 8.5 mmL	QSD485	•
Quad Shaping Drill 4.0 mmD x 10 mmL	QSD410	•
Quad Shaping Drill 4.0 mmD x 11.5 mmL	QSD411	•
Quad Shaping Drill 4.0 mmD x 13 mmL	QSD413	•
Narrow Posterior Small Hex Driver - 17 mmL	PHD00N	•
Posterior Large Hex Driver - 17 mmL	PHD02N	•
Certain Universal Ratchet Extension - Long, 15 mmL	IRE200U	•
ACT Drill Extension	ACTDE	•
Handpiece Connector*	MDR10*	•
Internal Connection Universal Placement Driver Tip - Long	IIPDTUL	•
Internal Connection Universal Placement Driver Tip - Short	IIPDTUS	•
Tapered Implant Dense Bone Tap 3.25 mmD x 8.5 mmL	NTAP3285	•
Tapered Implant Dense Bone Tap 3.25 mmD x 10 mmL	NTAP3210	•
Tapered Implant Dense Bone Tap 3.25 mmD x 11.5 mmL	NTAP3211	•
Tapered Implant Dense Bone Tap 3.25 mmD x 13 mmL	NTAP3213	•
Tapered Implant Dense Bone Tap 4.0 mmD x 8.5 mmL	NTAP485	•
Tapered Implant Dense Bone Tap 4.0 mmD x 10 mmL	NTAP410	•
Tapered Implant Dense Bone Tap 4.0 mmD x 11.5 mmL	NTAP411	•
Tapered Implant Dense Bone Tap 4.0 mmD x 13 mmL	NTAP413	•
Implant Mount, 3.4 mmP x 15 mmL	MMC15	•
Open End Wrench (for Ex Hex Implants)	CW100	•
Ratchet Extension - Short 6.0 mmL	RE100*	•
High Torque Indicating Ratchet Wrench	H-TIRW**	•

\* The Handpiece Connector (MDR10) and the Ratchet Wrench Extensions (RE100, RE200) are used for the Dense Bone Taps and the External Hex Implant Mounts.

\*\* The H-TIRW, L-TIRW, and associated adapters are manufactured by Elos Medtech AB and are distributed by ZimVie Dental. Packaged individually.

# Parallel Walled Implant Surgical Kits

P = Restorative Platform • D = Diameter • L = Length



PSKT40 (Full Surgical Kit for Parallel Walled Implants)

## Parallel Walled Implant Surgical Kits

Description	Item #	PSKT40	Description	Item #	PSKT40
Empty Surgical Tray	PTT3001	•	Countersink Drill, 4.1 mmD	CD100	•
Small Plastic Organizer	PTT100	•	Countersink/Pilot Drill, 6.0 mmD	CD600	•
ACT* Reusable Twist Drill, 2.0 mmD x 10 mmL	ACT2010	•	Pilot Drill, 2.0-3.0 mmD	PD100	•
ACT Reusable Twist Drill, 2.0 mmD x 15 mmL	ACT2015	•	Implant Dense Bone Tap, 3.25 mmD x 18 mmL	MTAP2	•
ACT Reusable Twist Drill, 2.0 mmD x 20 mmL	ACT2020	•	Implant Dense Bone Tap, 4.0 mmD x 13 mmL	TAP413	•
ACT Reusable Twist Drill, 2.75 mmD x 10 mmL	ACT2710	•	Implant Dense Bone Tap, 5.0 mmD x 13 mmL	TAP53S	•
ACT Reusable Twist Drill, 2.75 mmD x 15 mmL	ACT2715	•	Implant Dense Bone Tap, 6.0 mmD x 13 mmL	TAP63S	•
ACT Reusable Twist Drill, 2.75 mmD x 20 mmL	ACT2720	•	Osseotite <sup>®</sup> 2 Dense Bone Tap, 5.0 mmD x 7-13 mmL	XTAP53S	•
ACT Reusable Twist Drill, 3.0 mmD x 10 mmL	ACT3010	•	Osseotite 2 Dense Bone Tap, 6.0 mmD x 7-13 mmL	XTAP63S	•
ACT Reusable Twist Drill, 3.0 mmD x 15 mmL	ACT3015	•	Internal Connection Universal Placement Driver Tip - Long	IIPDTUL	•
ACT Reusable Twist Drill, 3.0 mmD x 20 mmL	ACT3020	•	Internal Connection Universal Placement Driver Tip - Short	IIPDTUS	•
ACT Reusable Twist Drill, 3.25 mmD x 10 mmL	ACT3210	•	Certain Universal Ratchet Extension Driver (Short), 6.0 mmL	IRE100U	•
ACT Reusable Twist Drill, 3.25 mmD x 15 mmL	ACT3215	•	Certain Universal Ratchet Extension Driver (Long), 15 mmL	IRE200U	•
ACT Reusable Twist Drill, 3.25 mmD x 20 mmL	ACT3220	•	Narrow Posterior Small Hex Driver, 17 mmL	PHD00N	•
ACT Reusable Twist Drill, 3.85 mmD x 10 mmL	ACT3810	•	Posterior Large Hex Driver - 17 mmL	PHD02N	•
ACT Reusable Twist Drill, 3.85 mmD x 15 mmL	ACT3815	•	Narrow Right Angle Large Hex Driver Tip - 24 mmL	RASH3N	•
ACT Reusable Twist Drill, 3.85 mmD x 20 mmL	ACT3820	•	Certain Driver Tip Replacement O-Rings (10-Pack)	IRORDR	•
ACT Reusable Twist Drill, 4.25 mmD x 8.5 mmL	ACT4285	•	Handpiece Connector*	MDR10*	•
ACT Reusable Twist Drill, 4.25 mmD x 13 mmL	ACT4213	•	Open End Wrench (for Ex Hex Implants)	CW100	•
ACT Reusable Twist Drill, 4.25 mmD x 18 mmL	ACT4218	•	Ratchet Wrench	WR150	•
ACT Reusable Twist Drill, 4.85 mmD x 8.5 mmL	ACT4885	•	Ratchet Extension Short 6.0 mmL (For Taps)	RE100*	•
ACT Reusable Twist Drill, 4.85 mmD x 13 mmL	ACT4813	•	Ratchet Extension Long 15 mmL (For Taps)	RE200*	•
ACT Reusable Twist Drill, 4.85 mmD x 18 mmL	ACT4818	•	Implant Depth Gauge, 20 mmL	DP020	•
ACT Reusable Twist Drill, 5.25 mmD x 8.5 mmL	ACT5285	•	Implant Mount, 3.4 mmP x 15 mmL	MMC15	•
ACT Reusable Twist Drill, 5.25 mmD x 13 mmL	ACT5213	•	Direction Indicator, 2.0 mmD x 10 mmL 3ea.	DI100	•
ACT Reusable Twist Drill, 5.25 mmD x 18 mmL	ACT5218	•	Stainless Steel Round Drill, 2.0 mmD	RD100	•
ACT Drill Extension	ACTDE	•			
Countersink/Pilot Drill, 5.0 mmD	CD500	•			
Certain Countersink Drill, 4.0 mmD	ICD100	•			
Countersink Depth Indicator for ICD100	ICD1100	•			

\*The Handpiece Connector (MDR10) and the Ratchet Wrench Extensions (RE100, RE200) are used for the Dense Bone Taps and the External Hex Implant Mounts.

## High Torque Indicating Ratchet Wrench

Description	Item #
High Torque Indicating Ratchet Wrench	H-TIRW*

\* Not included with the PSKT40. The H-TIRW, L-TIRW, and associated adapters are manufactured by Elos Medtech AB and are distributed by ZimVie Dental. Packaged individually.



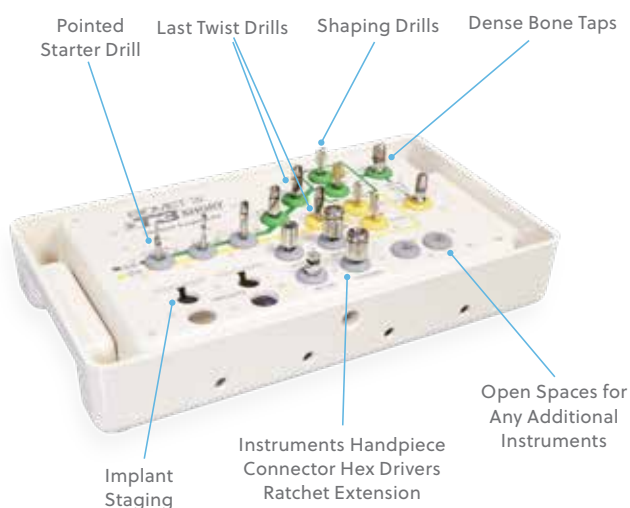
# T3 Short Implant Surgical Kit

D = Diameter • P = Restorative Platform

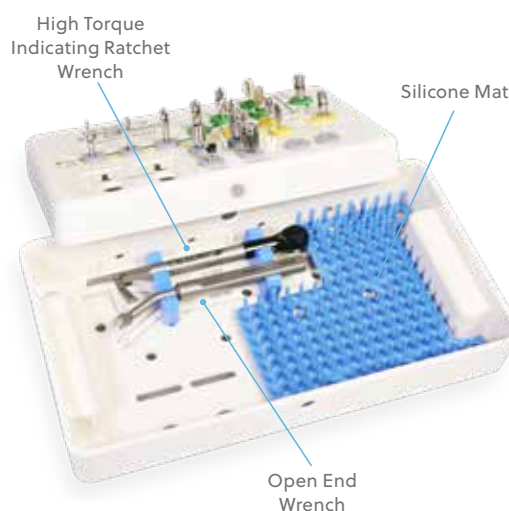


BSISK (Surgical Kit For T3 Short Implants)

## Surgical Kit - Insert



## Surgical Kit - Bottom Tray



## T3 Short Implant Surgical Kit

Description	Item #	BSIKT
ACT* Pointed Starter Drill	ACTPSD	•
ACT Reusable Twist Drill 2.0 mmD x 5–6.0 mmL	ACT206S	•
ACT Reusable Twist Drill 3.25 mmD x 5–6.0 mmL	ACT326S	•
ACT Reusable Twist Drill 3.85 mmD x 5–6.0 mmL	ACT386S	•
ACT Reusable Twist Drill 4.25 mmD x 5–6.0 mmL	ACT426S	•
ACT Reusable Twist Drill 4.85 mmD x 5–6.0 mmL	ACT486S	•
Flat Bottom Countersink Shaping Drill 3.85 mmD x 5.0 mmL	FCS385S	•
Flat Bottom Countersink Shaping Drill 3.85 mmD x 6.0 mmL	FCS386S	•
Flat Bottom Countersink Shaping Drill 4.85 mmD x 5.0 mmL	FCS485S	•
Flat Bottom Countersink Shaping Drill 4.85 mmD x 6.0 mmL	FCS486S	•
Short Implant Dense Bone Tap, 5.0 mmD x 5-6.0 mmL	TAP56S	•
Short Implant Dense Bone Tap, 6.0 mmD x 5-6.0 mmL	TAP66S	•
Short Ratchet Extension	RE100	•
Large Hex Driver Short 24 mmL	PHD02N	•
Small Hex Driver Short 24 mmL	PHD00N	•
High Torque Indicating Ratchet Wrench	H-TIRW*	•
Handpiece Connector	MDR10	•
Open End Wrench	CW100	•

\* The H-TIRW, L-TIRW, and associated adapters are manufactured by Elos Medtech AB and are distributed by ZimVie Dental. Packaged Individually.



For more information, visit [ZimVie.com](https://www.zimvie.com)

**ZimVie**

4555 Riverside Drive  
Palm Beach Gardens, FL 33410  
1-800-342-5454  
Phone: +1-561-776-6700  
Fax: +1-561-776-1272  
[dentalCS@ZimVie.com](mailto:dentalCS@ZimVie.com)



Unless otherwise indicated, as referenced herein, all trademarks and intellectual property rights are the property of ZimVie Inc. or an affiliate; and all products are manufactured by one or more of the dental subsidiaries of ZimVie Inc. (Biomet 3i, LLC, Zimmer Dental, Inc., etc.) and marketed and distributed by ZimVie Dental and its authorized marketing partners. For additional product information, please refer to the individual product labeling or instructions for use. Product clearance and availability may be limited to certain countries/regions. This material is intended for clinicians only and does not comprise medical advice or recommendations. Distribution to any other recipient is prohibited. This material may not be copied or reprinted without the express written consent of ZimVie. ZVINST0123 REV B 03/24 ©2024 ZimVie. All rights reserved.

