




Versatility Above
and Below the Bone



Tapered SwissPlus[®]

Implant System



Overview

The Tapered SwissPlus Implant System: Tissue-Level Simplicity

The Tapered SwissPlus Implant is designed to be placed at tissue level in a one-stage surgical procedure. The fluted machined neck functions as the transmucosal extension of the implant receiving the prosthetic component of the restoration. The MTX[®] micro-textured titanium portion of the implant which includes the threaded area is placed subcrestally.

The Tapered SwissPlus Implant System has the following advantages:

- Only one surgical procedure is required, saving time for the clinician.
- The elimination of a second-stage surgery means less trauma for the patient.
- The soft-tissue heals around the implant collar from time of implant placement so the initial mucosal seal is not disturbed.
- The implant includes a Surgical Cover Screw and comes preattached to a proprietary Fixture Mount/Transfer that is used for insertion, impression making, and as a preparable final abutment.



Tapered SwissPlus Implant System*

Tapered Implants

(available lengths: 8.0 mm, 10.0 mm, 12.0 mm, 14.0 mm); includes 2 mmL cover screw



Platforms with Fixture Mount



Surgical Cover Screws



Tapered SwissPlus Drilling Sequence

3.7 mmD Tapered SwissPlus

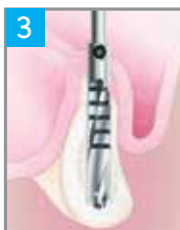
(3.8 mmD Platform and 4.8 mmD Platform)



*For additional information, please consult the SwissPlus Surgical and Restorative Manual, ZVINST0125, as well as the Instructions for Use for each product. Parts shown are representational in nature and do not display the exact geometry of the components.

4.8 mmD Tapered SwissPlus

(4.8 mmD Platform)



Prosthetic Components

Impression Transfer, Cement-Retained Restorations*

Impression-Taking

Indirect Transfer
(w/screw for Closed
Tray Impressions)

Ø 3.8 mm Platform
Ø 4.6 mm Flare



FMSM
supplied with implant

Ø 4.8 mm Platform



FMS
supplied with implant

Ø 4.8 mm Platform
Ø 6.0 mm Flare



FMSW
supplied with implant

Direct Transfer
(optional procedure
for Open Tray
Impressions, transfer
supplied with
implant, screw sold
separately)



FMSM w/DHTS



FMS w/WSX



FMSW w/WSX

Implant Replica



SPMR



OPR

Cement-Retained Restorations


Straight
Abutment/
Transfer
(w/screw)

Ø 3.8 mm Platform
Ø 4.6 mm Flare



FMSM
(supplied with implant)

Ø 4.8 mm Platform
Ø 5.2 mm Flare



FMS
(supplied with implant) OPA/5

Ø 4.8 mm Implant Platform
Ø 6.0 mm Flare



FMSW
(supplied with implant) OPA/6

Narrow
Straight
Abutment
(w/transfer/waxing
coping) and Replica
(sold separately)



SPMA2 w/MHLAS and SPMR + SPMA2
SPMC single- & multi-unit



OPA w/OPC OPA2 w/GPCAS and OPC
single & multi-unit



OPR + OPA
abutment replica

20° Angled
Abutment for
6 positions
(w/screw)


















SPH20 w/AH20S



OPH20 w/OPH20S

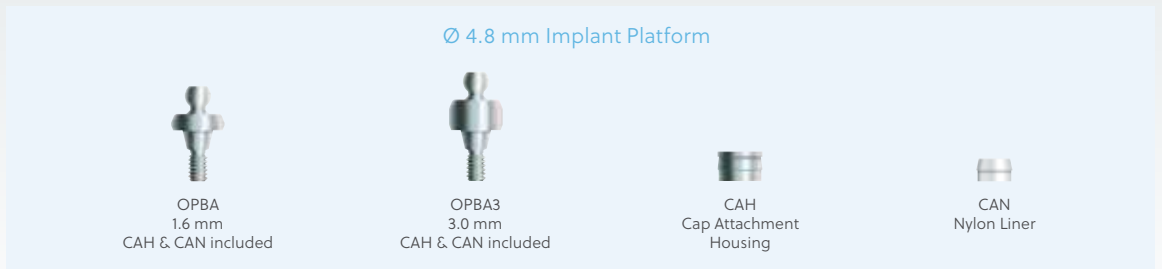
Custom Restorations, Screw-Retained Restorations*

<p>Custom Restorations: "Cast-To" and Plastic Castable Abutments w/Screw</p> <p>Single-Unit Restorations (Gold, Engaging)</p> <p>Multi-Unit Restorations (Gold, Non-Engaging)</p> <p>Multi-Unit Restorations (Plastic, Non-Engaging)</p>	<p>∅ 3.8 mm Platform</p>  <p>SPGA w/MHLAS and OPS optimal, long waxing screw: MTWSD</p>	<p>∅ 4.8 mm Platform</p>  <p>OPGA w/GPCAS and OPS optimal, long waxing screw: WSX</p>
	<p>N/A</p>	 <p>OPGC w/GPCAS and OPS</p>
	<p>N/A</p>	 <p>OPCC w/GPCAS</p>
<p>Screw-Retained Restorations (for ∅ 4.8 mm platform only)</p> <p>Tapered Abutment Multi-Unit only (w/healing cap)</p> <p>Tapered Abutment Components</p>	<p>∅ 4.8 mm Platform</p> <div style="display: flex; justify-content: space-around;"> <div style="text-align: center;">  <p>OPACT w/TATHC 1.6 mm</p> </div> <div style="text-align: center;">  <p>OPACT3 w/TATHC 3.0 mm</p> </div> </div>	
<div style="display: flex; justify-content: space-between; align-items: flex-start;"> <div style="text-align: center;">  <p>ACTIT Tapered Abutment Indirect Transfer</p> </div> <div style="text-align: center;">  <p>ACTDT Tapered Abutment Direct Transfer</p> </div> <div style="text-align: center;">  <p>ACTR Tapered Abutment Replica Represents Tapered Abutment Attached to Implant</p> </div> <div style="text-align: center;">  <p>ACTGC Tapered Abutment Gold Coping w/Screw (SCTS) and Sheath (OPS)</p> </div> <div style="text-align: center;">  <p>ACTP 5.0 mm Plastic Castable Coping Includes Screw (SCTS)</p> </div> <div style="text-align: center;">  <p>TGC3 3.0 mm Tapered Abutment Bar Gold Copings w/ Screw (SCTS)</p> </div> <div style="text-align: center;">  <p>TGC5 5.0 mm Tapered Abutment Bar Gold Copings w/ Screw (SCTS)</p> </div> <div style="text-align: center;">  <p>TTC5 5.0 mm Tapered Abutment Titanium Bar Coping w/Screw (SCTS)</p> </div> <div style="text-align: center;">  <p>ACTT Titanium Temporary Coping Includes Screw (SCTS)</p> </div> </div>		

Overdenture Restorative Components*

Overdenture Restorations

Ball Abutments w/ Cap Attachment

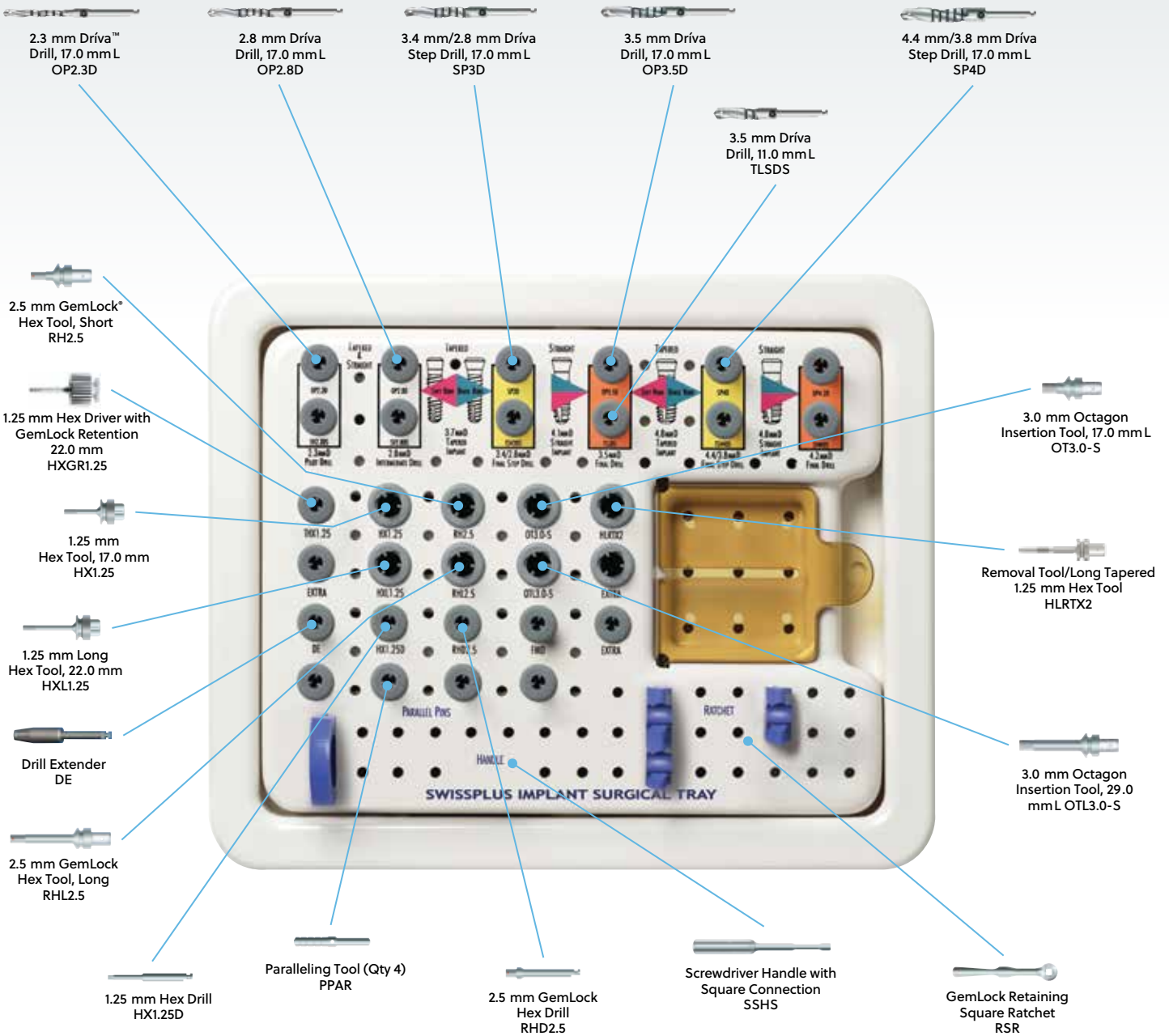


Ball Transfer Components



Surgical Kit

SwissPlus Surgical Tools*



Prosthetic Tools and Torque Wrenches*



Abutment Holder
ABTH



Restorative Torque Wrench
TWR



Torque Wrench Hex Driver
(1.25 mm for TWR)
TW1.25



Long Torque Wrench Hex Driver
(1.25 mm for TWR)
TW1.25L

*Parts shown are representational in nature and do not display the exact geometry of the abutment.

For more information, visit [ZimVie.com](https://www.ZimVie.com)

ZimVie
4555 Riverside Drive
Palm Beach Gardens, FL 33410
1-800-342-5454
Phone: +1-561-776-6700
Fax: +1-561-776-1272
dentalCS@ZimVie.com



Unless otherwise indicated, as referenced herein, all trademarks and intellectual property rights are the property of ZimVie Inc. or an affiliate; and all products are manufactured by one or more of the dental subsidiaries of ZimVie Inc. (Biomet 3i, LLC, Zimmer Dental, Inc., etc.) and marketed and distributed by ZimVie Dental and its authorized marketing partners. For additional product information, please refer to the individual product labelling or instructions for use. Product clearance and availability may be limited to certain countries/regions. This material is intended for clinicians only and does not comprise medical advice or recommendations. Distribution to any other recipient is prohibited. This material may not be copied or reprinted without the express written consent of ZimVie. ZVINST0124 REV A 11/23 ©2023 ZimVie. All rights reserved.

